



Orange District Football Referee Association

Pre-season Seminar

31 March 2019

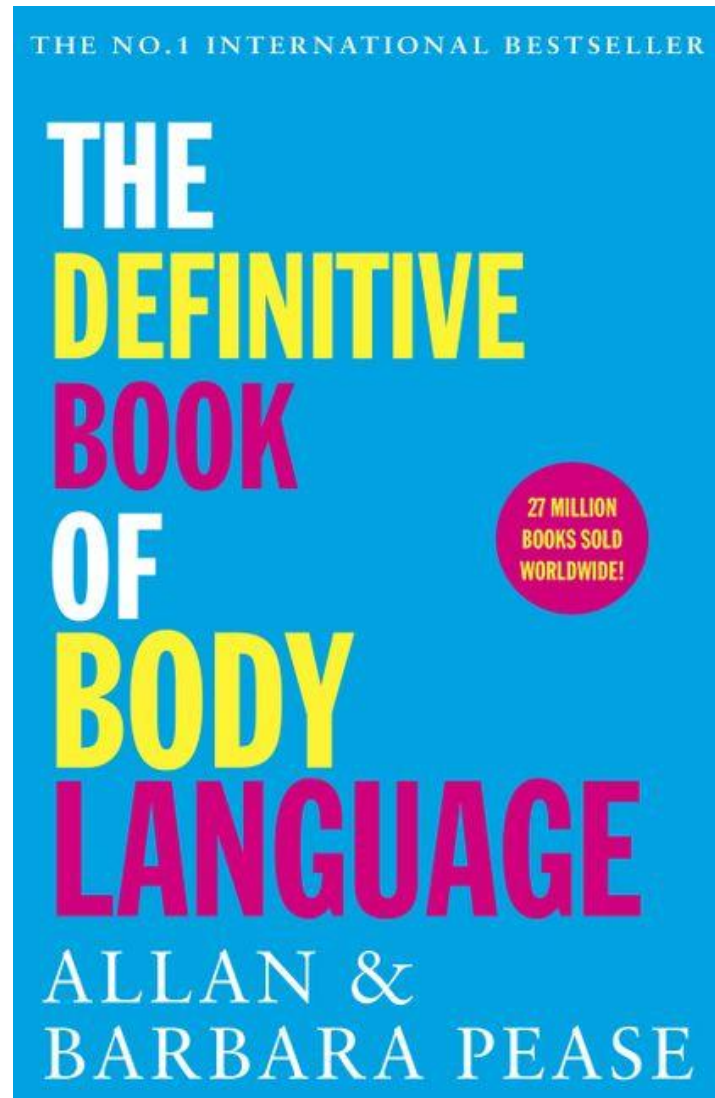


- First Year Referees
- Administrative Changes
- Western Regional Development Panel (WRDP)
- Temporary Dismissal
- Dealing with Dissent

How do you build confidence?

- **Know the Laws of the Game (LOTG)**
 - Practice Practice Practice
- **Maintain Fitness**
 - A fit referee can be in the best position to make the appropriate decision.
- **Ask questions**
- **Watch other referees**

The Secret Weapon





Administration as a referee

Pre-match checks

- Arriving to the ground with plenty of time
- Meet your fellow referees
- Collect money and match card as a team
- Start game before KO



Administration as a referee

What should you be doing after arriving to the ground?

- Introduce yourself to your fellow referees
- Introduce yourself to the coaches
- Check colours of teams and GK
- Decide on what colour the referees will wear

Administration as a referee

How early should you arrived to your game?

**The very minimum is 15
minutes**



Collect Money & Match Card

- ODFRA have been working with ODFA to ensure we are paid before the game
- Collect the money 15-10 minutes before the game. **DON'T COLLECT THE MONEY 2 MINUTES BEFORE KO**
- Only under extreme circumstance should you collect the money after the game
 - If this is due to a team, you **MUST** email the branch coach
 - Collect the match card with money



Collect Money & Match Card

- If the card and money are provided to you after the KO. **You MUST report this to Branch Coach**

Walk out onto field as a team !



Can the referee use their whistle to decide who
kicks off?

NO!! It must be a coin




Pre-match checks

Net Check

The AR's are to conduct a net check prior to kick off after the coin toss.

If you only have one AR or are by yourself. A net check must be completed before coin toss



**What is the outcome of doing this for
every game?**

PROFESSIONALISM

‘Engaged in a specified activity as a
paid occupation rather than as an
amateur’

Recap on Procedures

Collect money before KO

Collect team sheet before KO

**If this is not done, you may not be refereeing
the next week!!**

What time should you walk out onto the field?

Before KO, enough time to do the coin toss

Common Sense

- Early mornings throughout the season
 - Referee can wear their long sleeve shirts and jackets
 - Plays may wear jackets/jumpers, but jerseys must be worn.
 - Undergarments can be worn by players. There must be consistency.





Assessment Targets

1. Positioning – Were you as the referee in a position to make the correct decision
2. Foul identification – Was there a critical decision missed
3. Dissent was handled correctly

What is wrong with this picture?



Is this allowed?





Regional Development Panel

- Opportunity for referees to referee at a higher level
- Opportunity to be seen by A-league assessors



Regional Development Panel Requirements

- Must be available for 3 NPL games (Referee, AR, AR)
- Attend fitness training & monthly technical sessions



Local
Orange
League

Assessed on
higher level
local league
game

Nominated
for RDP

Scenarios

- U13 (referee) > U14/U15 (Referee)
- Junior Referees (U17/U18) will have the opportunity to referee senior games

Temporary Dismissals & Dealing With Dissent



FOOTBALL
NSW

Temporary Dismissals

Dissent (word or action) by a player on the field is no Longer a Yellow Card.



Temporary Dismissals

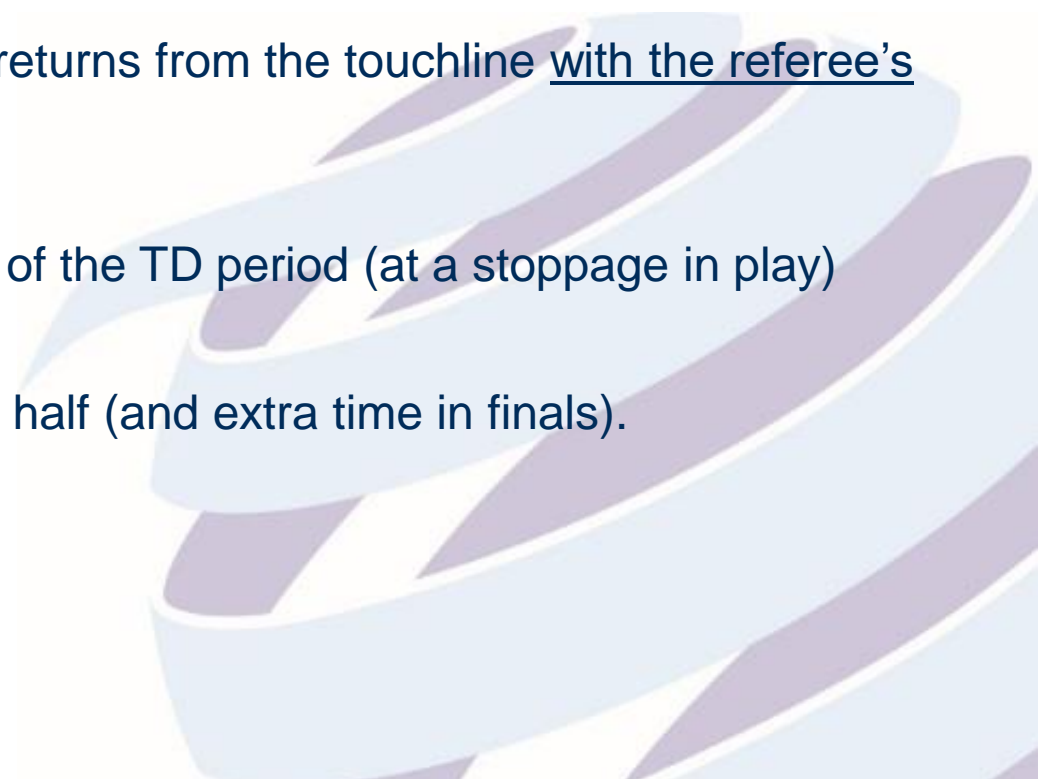
Age Group	T.D Time
U12-17	5 min
A Grade	10 min
B/C Grade	10 min

- Applies only to players (including goalkeepers).
- The TD will only be enforced for dissent towards any match official and is an alternative to the player being cautioned.

Temporary Dismissals

Temporary dismissal area

Technical Area (unless warming up) – the same as a substitute

- The TD period begins: At the re-start of play
 - When the TD Period ends: Player returns from the touchline with the referee's permission (similar to an injury)
 - Can only be substituted at the end of the TD period (at a stoppage in play)
 - TD period carries over in to the 2nd half (and extra time in finals).
- 
- A decorative graphic of a soccer ball is located in the bottom right corner of the slide. It features curved, overlapping segments in shades of light blue and purple, creating a stylized, abstract representation of a ball's surface.

Temporary Dismissals



















Offences before/during/after a temporary dismissal

A temporarily dismissed player who commits a caution or send-off offence during their temporary dismissal period will take no further part in the match and may not be replaced or substituted.

A player who receives a 2nd TD and has also received a yellow card may not be replaced.



Temporary Dismissal

1 st Offence	2 nd Offence	Keep Playing?	Substituted?
T.D.			n/a
	T.D.		n/a
T.D.	T.D.		
T.D.	 + T.D.		
	 = 		
 = 			

Referees must record every T.D as a yellow card. This must be completed on the Yellow Card Report

What is Dissent?

Dissent is public disagreement (verbal and/or physical) with a match official's decision



Consequences of Unmanaged Dissent

Undermines authority

Reduces enjoyment of game for players,
officials and spectators

Can spread if not dealt with



Frustration

Frustration with a decision is not necessarily dissent.



Examples of Dissent

Players running towards a match official to object a decision

Players making gestures in a disparaging manner e.g. waving hands at an official

Players surrounding the referee

Loud comments, directed at a match official or about a match official, that can be heard by other players and spectators



Law Changes

Law 4

- Player who has left the field because of an equipment issue and returns without permission and interferes is penalised with a direct free kick (or penalty kick).

Law 7

- Drinks breaks should not exceed one minute

LINK TO IFAB Law Changes: http://static-3eb8.kxcdn.com/documents/759/161405_310518_LotG_18_19_EN_Law_changes.pdf

